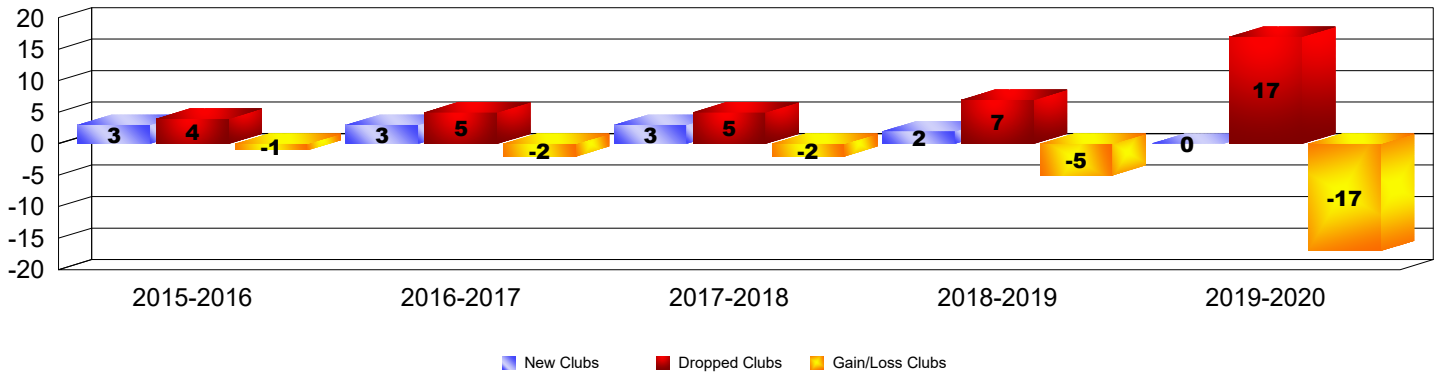


Multiple District 333

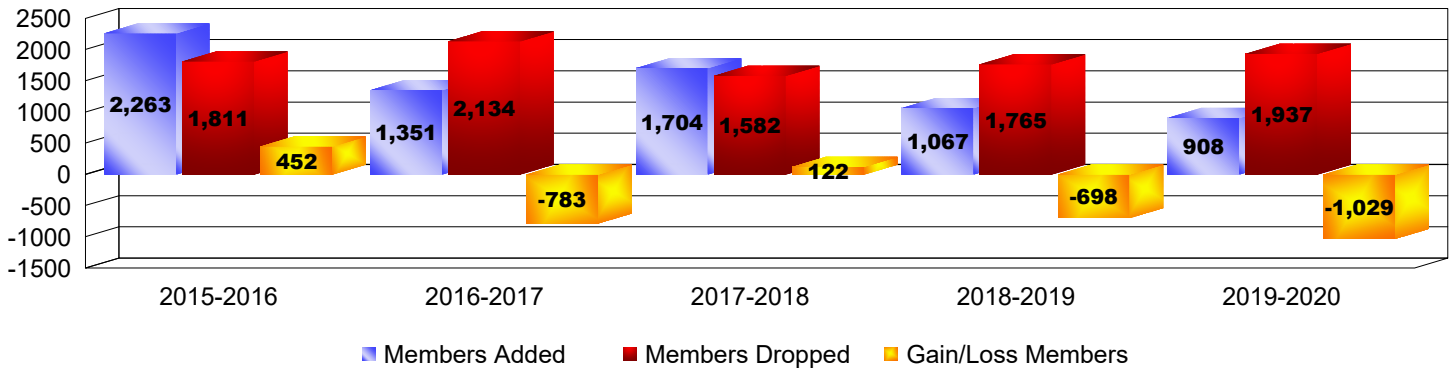
As of June 2020 Cumulative

Year	New Clubs	Dropped Clubs	Gain/ Loss Clubs	New Members	Charter Members	Reinstate Members	Transfer Members	Total Member Added	Total Members Dropped	Gain/ Loss Members
2015-2016	3	4	-1	2,123	98	24	18	2,263	1,811	452
2016-2017	3	5	-2	1,193	84	47	27	1,351	2,134	-783
2017-2018	3	5	-2	1,558	77	61	8	1,704	1,582	122
2018-2019	2	7	-5	980	50	18	19	1,067	1,765	-698
2019-2020	0	17	-17	824	8	28	48	908	1,937	-1,029
Average	2	8	-5	1,336	63	36	24	1,459	1,846	-387


Clubs



Members



Membership Composition June 2020 Cumulative



Gender Comparison June 2020 Cumulative

